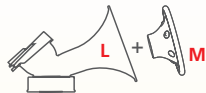



mamivac[®]




MAMILLOMETER




mamivac[®].com




20 mm



24 mm



28 mm



36 mm


Order data:

20 mm	Size S
24 mm	Size M*
28 mm	Size L
36 mm	Size XL


Breast Shield
REF 283131
REF 281215
REF 283132
REF 283121

* Soft insert for breast shield L


Suction Kit
REF 283129
siehe Size L
REF 283120
REF 283133



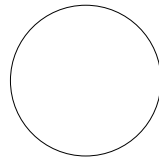
36 mm



28 mm



24 mm



20 mm



How do you find the correct size of a breast shield?

Usage:

Place the different punched rings over your nipple and check which size you need.

The size of the nipple shield depends on the mamilla and not on the areola.

Take the measurement in a relaxed atmosphere. If the nipple has about 2 mm of leeway, you have found the nipple shield with the correct fit. If you are not sure, ask your midwife for support.