

mamivac[®]



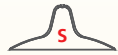
MAMILLOMETER



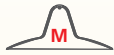
cherry



cherry




conical




conical




conical




18 mm



20 mm



22 mm




28 mm




mamivac.com


28 mm	Size L	(conical)	REF 281442	PZN 3720976
20 mm	Size M	(conical)	REF 281448	PZN 9285607
18 mm	Size S	(conical)	REF 281441	PZN 6075594
18 mm	Size S	(cherry)	REF 281481	PZN 6607252
22 mm	Size M	(cherry)	REF 281482	PZN 6607269



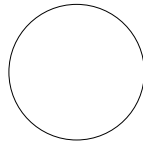
28 mm



22 mm



20 mm



18 mm



How do you find the correct size of a nipple shield?

Usage:

Place the different punched rings over your nipple and check which size you need.

The size of the nipple shield depends on the mamilla and not on the areola.

Take the measurement in a relaxed atmosphere. If the nipple has about 2 mm of leeway, you have found the nipple shield with the correct fit. If you are not sure, ask your midwife for support.